



GROWING TOGETHER

SAMSON TSB



| | |
|----|--|
| 03 | SAMSON TSB |
| 04 | SEVERAL SOLUTION'S FOR THE SAME RESULT: VERSATILITY |
| 05 | A UNIQUE PATENTED DESIGN |
| 06 | YOUR TIME IS PRECIOUS- DON'T LOSE IT |
| 07 | THE KEY TO EFFICIENT WORK |
| 10 | YOU DON'T HAVE TO CHOOSE BETWEEN PRODUCTIVITY AND PRECISION |
| 12 | AN INTELLIGENT AND SOLID DESIGN |
| 14 | YOUR SAFETY, OUR PRIORITY |
| 15 | SAMSON SERVICE AND DEALER NETWORK |
| 16 | TECHNICAL DATA |



SAMSON TSB

You don't have to choose between productivity and precision. Our SAMSON TSB trailing shoes have proven their performance in the field. Our commitment to flexibility and innovation drives us to develop cutting-edge solutions that meet your evolving needs. Working alongside you, we are committed to sustainably improving the impact of farming on the environment.

Let's work together for a sustainable future.

Several solutions for the same result: versatility

The SAMSON TSB programme is designed to offer an efficient solution to your needs. It provides multiple working widths and equipment options.

Since you require the best, we have tested our boom in harsh conditions for years. The result? It delivers precise and uniform organic fertiliser application on all types of soil. In short, the SAMSON TSB range is characterised by its VERSATILITY.

From grasslands to stubble fields, cereals and crops, our trailing shoes is a winner on all fields. Its unique design and contour tracking options provide a uniform and sustainable application of organic fertiliser on hilly terrain.

SAMSON TSB, a sound investment

- Multiple working widths
- Easy integration on new and operational tankers
- Compact transport position
- High unloading capacity
- Excellent contour adaptation

An effective application

- Precise surface application
- Improved infiltration in the soil
- Reduced odours and ammonia emission
- Lowered nutrient evaporation
- Takes good care of your plants
- Eco-friendly fertiliser cycle

A unique, patented design

- A wear indicator shows the operator when the central wearing part reaches end of life. Switching is simple and takes less than a minute.
- The central wearing part guarantees a consistent ground pressure throughout the entire life span.
- The shape of the slurry nozzle improves the slurry outlet flow to be calm and consistent. Even when the performance of the TSB is utilized precision is achievable.
- The SAMSON trailing shoe system was developed to withstand all obstacles. It has exceptional flexible performance.
- The 25 cm interval between the trailing shoes ensures uniform lateral distribution.



The 43 mm diameter hoses are very flexible and follow the routing on the machine without high tension. The smooth interior surface optimises the flow. The specially developed SAMSON black hoses provide unique UV resistance.



Your time is precious- don't lose it

SAMSON vertical distributor


This sets the standard for distribution. Throughout the years, it has proven its reliability and high performance with all slurry types, even the most difficult ones.

Depending on the dosage, the SAMSON distributor can be reduced in order to adapt to the specific capacity need.

Thanks to its unique design, it evenly distributes natural fertiliser, enhancing its nutrients and maximising crop yield.

The SAMSON vertical distributor is made to last.

Its design offers continuous operation, preventing unnecessary downtime. Work with ease no matter the conditions and save on maintenance costs. Your productivity is our priority.



The key to efficient work



- Universal installation
- 1 vertical distributor
- 7.5 to 9 m working widths
- Simple and reliable design
- Central pivot point
- Compact size
- ADS (anti-drip system)
- Hydraulic lock
- LED lighting

TSB1

We developed the TSB1 model range for farmers keen on applying with precision over larger surfaces in less time. Thanks to its sleek design, the TSB1 trailing shoes boast excellent manoeuvrability. They're ideal for application of organic fertiliser on hilly terrain.

Universal installation

Our TSB1 models can be assembled on all tankers with ease, whether they're new or already operational. They are compatible with various fixed or linkage systems.

Excellent ground following

The central pivot point gives the boom's frame flexibility. Its guided movement effortlessly adapts to the natural contours of the fields.

**Improve your results
through green thinking
and smart farming**



You don't have to choose between productivity and precision

TSB2


The TSB2 range was designed for contractors and large farms. It offers the versatility required to fulfil the most demanding agricultural work. Its reliable and flexible design is dedicated to maximising your productivity. The working widths ensure excellent distribution and uniform lateral fertiliser application in various conditions and across all soil types

Follow the contours of your field perfectly

The Active Contour System developed by SAMSON releases the wings of the boom so that it adapts without constraint to the contours of the field. With its three sections, the TSB2 model keeps the trailing shoes in constant contact with the field. This minimises the loss of nutritional elements by evaporation and guarantees even application over the complete working width, even on hilly or uneven terrain. The Adaptive Contour System maintains a consistent distance between the trailing shoes, offering minimal variation in the rows of crop.



Standard



Optional

- Universal installation
- 2 vertical distributors
- 18 to 24 m working widths
- Active Contour System*
- Active Pressure Management*
- Half width section control*
- ADS (anti-drip system)
- Hydraulic lock
- LED lighting

* Optional

Adapting ground pressure for better results

SAMSON Active Pressure Management offers dynamic control of shoe pressure according to soil and crop type. The operator can easily increase or relieve the pressure of the trailing shoes during a job. Supplying the trailing shoes with low, steady pressure preserves the plant quality and boosts your crop's productivity.

Working with different widths

For more flexibility, TSB2 model's working width is adjustable. If you need to reduce or extend the working width, the TSB2 allows you to make these adjustments seamlessly with slides. Keep the row intervals clean and well-defined throughout your entire field. This enables slurry application only where it's necessary.

Precise application of natural fertiliser

On the TSB2 model, it is possible to activate/deactivate the right or left side of the boom. It eliminates areas of overlap and reduces the risk of over-dosing. The SlurryMaster 5000 or 8000 terminals automatically adjust the slurry flow rate to the newly selected working width.



An intelligent and solid design

1. Universal installation

The TSB2 can be easily fitted to any new or existing slurry tanker.

2. Floating mechanism

It allows the boom to work at variable heights while maintaining regular contact with the ground.

3. Modular sections

Three main sections and up to 4 modular sections. Wing extensions can be folded away for greater flexibility.

4. Anti-collision safety

In the event of obstacles, the wing extensions are hydraulically releasable.

5. Double cylinder folding


They provide balanced support for the wings of the boom, improve stability (folding/unfolding) and optimise load distribution on the frame.

6. Stabiliser wheels

The wheel supports can be used to adjust or relieve the shoe depth. They stabilise the boom and accurately follow the contours of the ground.

7. Anti-drip system

Our anti-drip system (ADS) minimises the dripping of slurry on roads. During application, it prevents the fertiliser from escaping and reduces the risk of contamination. The ADS guarantees a



Your safety, our priority

At SAMSON, we apply great importance to your safety on the road and we understand the importance of complying with regulations. Don't be afraid to work with peace of mind.

TSB1

Simple hydraulic folding of the boom to form a compact triangle at the rear of the slurry tanker. The driver has optimum visibility during transport. The hydraulic locking system stabilises the boom and makes road transport safer.

The TSB1 has two support legs on the central chassis. These can be used to store the equipment in a folded or unfolded position, ensuring stability and safe storage.

TSB2

At less than 3 metres width, the TSB2 offers a compact transport position never before seen for slurry tankers with Ø2200 mm diameter. To ensure your safety and that of others, it is equipped with essential features such as an anti-drip system and a transport lock on the side of the tank.

To stabilise the storage of your equipment, the TSB2 is fitted with support legs on the central frame.



SAMSON service and dealer network

When you choose a SAMSON product, you will benefit from our large and well-established network of dealers, who are available to provide excellent service and special knowledge of our machines and equipment.

SAMSON dealers are in close and continuous contact with SAMSON AGRO, who place great importance on individual SAMSON specialists achieving expert knowledge through the SAMSON ACADEMY training program. A smooth and

efficient service concept also ensures that every customer is served professionally both before during and after a purchase.

SAMSON AGRO maintains a large stock of spare parts to ensure the fast and efficient maintenance and upgrade of all SAMSON machines and products.

Technical data

| Models | | TSB1 | | TSB2 | | |
|----------------------------------|----|--------------|------|--------------|--------|----------|
| Unfolding width (m) | | 7,50 | 9 | 18 | 18-21 | 18-21-24 |
| No. of vertical distributor(s) | | 1 | | 2 | | |
| Total width folded (mm) | | 2990 | | 3000 | | |
| Injector height (mm) | | 3950 | | 3780 | | |
| Working height (mm) | H1 | 840 (+/- 20) | | 860 (+/- 20) | | |
| | H2 | - | | 980 (+/- 20) | | |
| Distance between the shoes (mm) | | 250 | | | | |
| Total hose length (m) | | 150 | 190 | 375 | 440 | 500 |
| Empty weight (kg) | | 1150 | 1300 | 3000 | 3400 | 3800 |
| Number of outputs on distributor | | 30 | 36 | 2 x 36 | 2 x 42 | 2 x 48 |

Dealer

