

» **SAMSON IMPLEMENTS**

SB / SBX / CM / CMX / TE / TD



- growing together

>> **SAMSON** **DRIP HOSE BOOMS** SB/SBX/SBX2



- growing together



» DRIP HOSE BOOMS FROM SAMSON AGRO

The SAMSON AGRO drip hose booms are fully galvanized and fitted with a trapezoidal suspension system. This ensures that the boom is always horizontal, which under normal operating conditions enables the hoses to follow the surface of the ground, even when the terrain is uneven.

The drip hose booms are lifted, lowered and folded by a hydraulic master/slave system, where the corresponding sections are folded at the same time. The drip hose booms are controlled by the Samson AGRO Slurry Master 6000 (SM6000) computer.

SAMSON AGRO SB drip hose booms are delivered in widths 12 or 24 meters. They are delivered with a vertical distributor.

SAMSON AGRO SB and SBX drip hose booms are available with a Anti Drip System (ADS) and fitted with 1 vertical distributor. SB booms with ADS can be delivered as 12 meter or 16 meter widths. These booms can be adjusted in the width, depending on the wished working width. SBX is delivered up to 24 meter width. The SBX boom has ADS as standard.

SAMSON AGRO SBX2 drip hose booms are delivered with 2 distributors and also fitted as standard with the ADS system. These booms can also be adjusted in the width, depending on the wished working width. The SBX2 models are available in widths from 15 to 30 meters.

The SAMSON SBX drip hose boom systems are constructed with a trapezoidal function with a hydraulic controlled override fitted as standard. The override ensures that the hoses remain at a constant distance from the surface of the ground, even when the surface is very uneven.

» SB BOOM

When the drip hose boom is folded in along the sides of the slurry tanker during transport, it has an inclined slope in order to minimize dripping from the hoses. ADS is optional extra on the SB booms.



» SBX AND SBX2 BOOMS

All SBX and SBX2 drip hose booms are equipped with the ADS (Anti-drip system). During transport, the SBX-boom is folded along the sides of the slurry tanker and placed above the wheels, reducing its width during transportation.



» VERTICAL DISTRIBUTOR

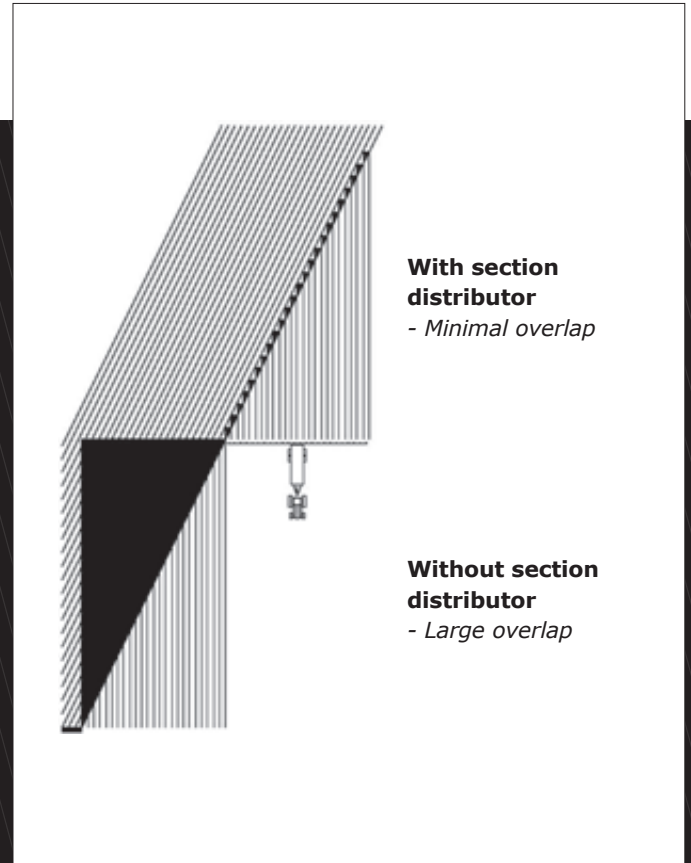
All SAMSON AGRO drip hose booms are equipped with a vertical distributor with rotating cutting knives.

» ONE OR TWO DISTRIBUTORS

The SAMSON AGRO SBX/SBX2-booms have 1 or 2 distributors with a capacity of 4,500 l/min up to 14,000 l/min per distributor, depending on the pressure and flow.

» STONE TRAP

The distributor on a SAMSON AGRO drip hose boom has a stone trap to collect foreign objects. This stone trap can be mounted with a hydraulic slide valve that can empty the distributor before driving on the road and thus avoiding the possible spillage of slurry.



» AVOID OVER OR UNDER DOSING OF THE SLURRY

With the SAMSON AGRO section distributor the prevention of over or under dosage of slurry and the optimal utilization of the organic fertilizer can be achieved. The distributor can be blocked in 1meter sections, which is useful for example when fields are not rectangular.

When starting, the slurry flows first into the longest hoses - then into the shorter ones. This function ensures that the slurry comes out of all the hoses at approximately the same time, avoiding an overdose behind the slurry tanker. Section distributors cannot be mounted on SBX2 drip hose booms..

SAMSONS SBX2 drip hose booms with 2 distributors can distribution the slurry on only the left or right side of the drip hose boom without any reduction to the flow. The flow can be automatically regulated through the SAMSON AGRO SM6000.





Why you should buy

» **SAMSON**

» Long life time

- Strong vertical SAMSON AGRO distributor
- All the steel on the drip hose booms is galvanized
- The distributor is equipped with a stone trap that collects foreign objects so they are not causing unnecessary wear on the distributor and avoiding potentially serious damage
- The boom can be folded and raised. It reduces the risk of damage to the boom when the slurry tanker leaves the field
- SBX and SBX2-models are of a particularly strong construction. They have an extended working life

» High efficiency

- All SAMSON AGROs drip hose booms are fitted with 1 vertical distributor. A vertical distributor has a higher capacity than a horizontal one. This results in a shorter emptying time and an increased output per hectare
- The SBX2 drip hose booms have 2 distributors and thus have an even higher capacity. This high capacity is supported by the high capacity centrifugal pump in SAMSON AGROs slurry tankers that keep a constant high output. When selecting the 30 meter drip hose boom it is recommended to use an unloading pump with 5 impellers
- The ADS hose, which are a key element of the Anti Drip system are conical. This ensures that blockages and obstructions are minimized
- The dosage can be adjusted inside the tractor cabin with the SM6000 before driving. The dosage can also be changed while driving if necessary. This saves time
- The drip hose booms can be hydraulically folded from the tractor cabin using the SM6000. A time saving feature
- The Stone trap contributes to reduced operating stops



AGRO drip hose booms

» Optimal spreading of the slurry leads to an optimal yield

- The distributor and cutting knives inside it ensure an accurate dosage of slurry across the booms width
- Trapezoidal Suspension with the addition of a controlled override, ensures a uniform distribution of slurry independent of the terrain
- The dosage can be changed when driving, thus the dosage may for example be reduced in low-lying areas in the field where large quantities of slurry may tend to run down
- The SAMSON AGRO section distributor avoids the over dosage of slurry and maximizes its use. The distributor can shut down in 1 meter sections at a time. This can be used when fields are not rectangular
- SAMSONS SBX2 drip hose booms can distribute the slurry on only one side without any reduction to the flow. It reduces overlapping - and thus any overdosing of the slurry

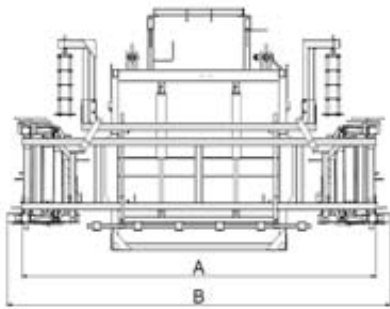
» Low energy consumption (fuel)

- High capacity, less operating time per hectare for less fuel consumption

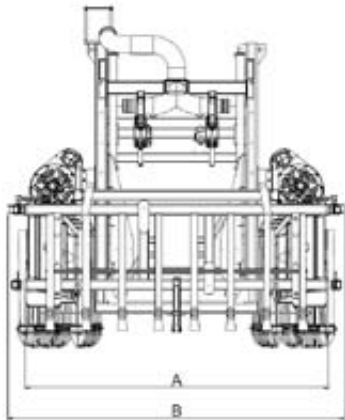
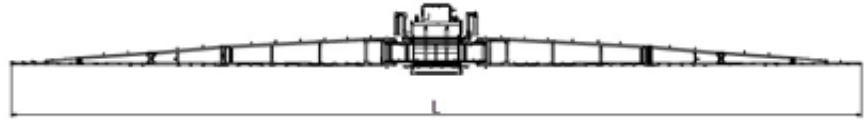
» Low maintenance costs

- Drip hose booms are made of strong, practical and treated materials, which increases the durability
- The stone trap removes foreign objects that may damage the distributor
- X-models are designed for heavy duty. This reduces maintenance costs

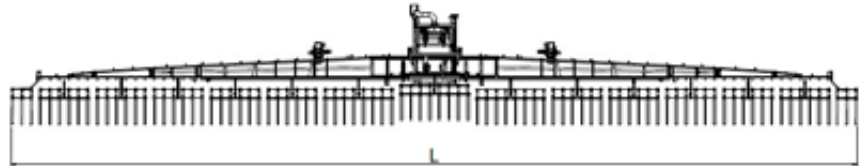
» TECHNICAL SPECIFICATIONS SB/SBX DRIP HOSE BOOM



» **SB**



» **SBX/SBX2**



L				A	B				
Working width [m]		Proportioning width [m]	Number of vertical distributor	Center section [mm]	Width folded* [mm]	Distance between drip hoses [mm]	Metres of Ø45 x 3,5mm hose [m]	Weight [kg]	No of drains on distrib.
SB	12	12	1	2850	3150	330	225	850	36
SB	16-20-24	16-18-20-24	1	2850	3150	330	700	1700	72
SB ADS	12	12	1	2650	3350	330	225	1150	36
SB ADS	12-16	12-15-16	1	2650	3350	330	305	1400	48
SBX	16-20-24	16-18-20-24	1	2650	3350	330	700	3250	72
SBX	18-24	16-18-20-24	1	2650	3350	330	700	3250	72
SBX 2	16-20-24	16-18-20-24	2 x 1	2650	3420	330	500	3350	2 x 36
SBX 2	18-24	16-18-20-24	2 x 1	2650	3420	330	500	3350	2 x 36
SBX 2	20-24-28	16-18-20-24-28	2 x 1	2650	3420	330	600	3450	2 x 42
SBX 2	20-24-27	15-16-18-21-24-27	2 x 1	2650	3420	330	650	3450	2 x 42
SBX 2	20-24-28-30	18-20-24-28-30	2 x 1	2650	3420	330	700	3700	2 x 45

* The minimum width when the boom is folded.

>> **SAMSON AGRO INCORPORATOR** CM/CMX



- growing together



» CM incorporator from SAMSON AGRO

The SAMSON AGRO CM double row incorporator, CM, ensures an optimal use of the nutrients in slurry and other liquid organic fertilizers.

When the organic liquid fertilizer is incorporated in the soil, both the evaporation of ammonia and odors are significantly reduced.

The soil and crops suffer no damage from the injection process by the incorporator and it is ensured that the slurry is fully covered.

Construction

The CM incorporator is constructed in high strength steel. The strong spring tines position the slurry down to a depth of up to 15 cm. The packer roller located after the spring tines ensures a uniform working depth and provides a reconsolidation of the soil, so the field is ready for sowing.

The SAMSON CM incorporator is available in 6 and 7.5 meter working width.

It is equipped with a vertical distributor which has a guaranteed high dosing accuracy of up to 700 l/

min. This means that up to 70 t/ha may be incorporated at a speed of around 10 km/h.

For slurry injection a nozzle is used. It is fully protected behind the teeth of the tines, avoiding unnecessary wear and tear. The slurry hoses are mounted inside each of the nozzles to avoid blocking. Should the cutting tip of the spring tines unexpectedly fall off during injection the nozzle remains securely fastened on to a bracket of the tines. In this way damage to the nozzle and hose by the packer roller is avoided.

Stronger tines and hydraulic depth control

The SAMSON CM incorporator is now also available with wider tines for use with heavier and clay type soils. In addition, a hydraulic depth control for the incorporator can be ordered. This makes the regulation of the working depth possible from the cabin of the tractor.

» STANDARD EQUIPMENT




» STRONG TINES

The strong tines on the standard model can position the slurry down to a depth of 15 cm, with a distance of 25 cm between each tine.



» AVOIDING THE BUILD-UP OF MATERIAL

The distance between the two tines is wide enough to prevent straw etc. from getting stuck, therefore there is hardly any build-up of material.



» TRANSPORT POSITION

The CM incorporator is easy to transport with both side sections designed to fold up. A hydraulic lock ensures the sections remain securely fixed for transport.

» OPTIONAL ACCESSORIES



» HYDRAULIC GATE VALVE

The vertical distributor can be fitted with a hydraulic gate valve that empty the stone trap more practical. The valve can also be fitted with an Auto-close function.



» HYDRAULIC DEPTH CONTROL

The Hydraulic depth control can be fitted as an optional extra to precisely control the working depth.



» TRACK LOOSENER

The SAMSON CM incorporator can be fitted with two tines placed in the driving track of the tractor and slurry tanker. In this way the soil will be harrowed and the whole incorporator does not have to be adjusted to the depth of the tracks. The need for tractor power is reduced, the field becomes more even and the slurry is always covered (extra equipment).



Why you should buy

» THE SAMSON AGRO CM

Incorporator

» Long life

- The frame is made of high-strength Domex 600 steel
- The construction is strong and consists of well integrated parts increasing the strength of the equipment

» High efficiency

- The distance of 25 cm between the tines is very effective and provides good through-passage. This leads to less downtime and higher efficiency.
- The packer roller ensures a consistent depth control/ uniform depth and provides a reconsolidation of the soil after the tines. This reduces the evaporation from the soil surface and at the same time gives a surface ready to sow in.

» Optimal spreading of slurry - optimum yield

- The heavy-duty tines can be relied on for effective work in stubble and hard soil types. Slurry can be positioned up to a depth of 15 cm. This efficient positioning of the slurry at such depth enables the optimal utilization of the nutrients in the slurry and helps to significantly reduce odors
- The vertical distributor provides a high dosage accuracy and can deliver 10t/ha to 20t/ha at a normal driving speed. The incorporator thus offers a high flexibility with regards to the dosage of the slurry.



» CMX incorporator from SAMSON AGRO

The new three row CMX incorporator from SAMSON AGRO is designed for use in heavy and clay type soils. The frame is galvanized and the tines are very robust constructed.

The three row structure of the CMX incorporator allows the passage of greater amounts of organic material. It is effective in stubble - including corn stubble or stubble with large quantities of organic residues. The CMX incorporator has more height under the frame, and longer and even stronger tines compared to CM.

The CMX is equipped with two pairs of wheels in front of the frame in order to control the working depth.

SAMSON AGRO has decided to extend the working width compared to the existing slurry incorporators to improve the capacity and effectiveness of the equipment. The CMX incorporator is available in the widths of 6.1 meters, 6.7 meters and 8.7 meters.




» GOOD GROUND CLEARANCE

Plant remains pass easier through the CMX incorporator due to the greater height under the frame. The organic material cannot build-up and under the frame.




» 3 ROW FRAME

The triple row design gives more distance between the tines so that larger amounts of plant material can pass through the incorporator.



» HIGH AND POWERFUL TINES

The tines are very strongly built, so they can work in heavy soils.




» ADJUSTING THE FOLLOWING HARROW

It is possible to adjust the working depth and the angle of the following harrow on two handles. This leaves the field flat. And the slurry is covered well. This results in lower evaporation.



» CONTINUOUS ADJUSTMENT OF THE WORKING DEPTH

Continuous adjustment of the working depth is possible using the spindle. The wheel position determines the working depth and thus the depth in which the slurry is positioned.



» STONE TRAP ON THE DISTRIBUTOR

The vertical distributor has a stone trap integrated, which protects the distributor. The stone trap can be emptied via the hydraulic gate valve which can also be fitted with an automatic closing function.



» TRANSPORT WIDTH OF 3 METERS

The CMX incorporator sections can be folded up to a transport width of three meters. The incorporator can also be folded during storage.

»» Why you should buy the

SAMSON AGRO CMX incorporator

»» Long life

- Strong and robust constructed
- The frame is galvanized

»» High efficiency

- Working width of 32 cm between the tines
- Double wheels ensures an accurate injection depth
- The harrow is angle and working depth adjustable ensuring that the field is nice flat after the injection

»» Optimal spreading of slurry – optimum yield

- Heavy-duty tines enables the reliable injection of slurry in the heavier soil types and in all types of stubble. Slurry can be positioned up to a depth of 22 cm. This controlled placement of the slurry in these greater depths leads to a reduced evaporation of nitrogen and a significant reduction of odors
- The vertical distributor provides a high dosage accuracy and can deliver securely so 10t/ha to 20t/ha at a normal driving speed. The incorporator thus offers a high flexibility with regards to the dosage of the slurry.



»» SLURRY INJECTION WITH CM 7,5

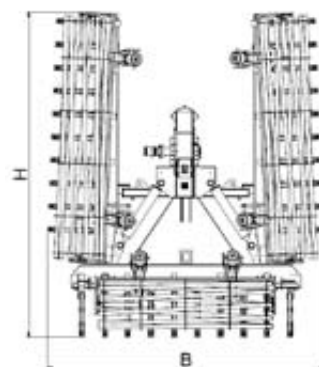
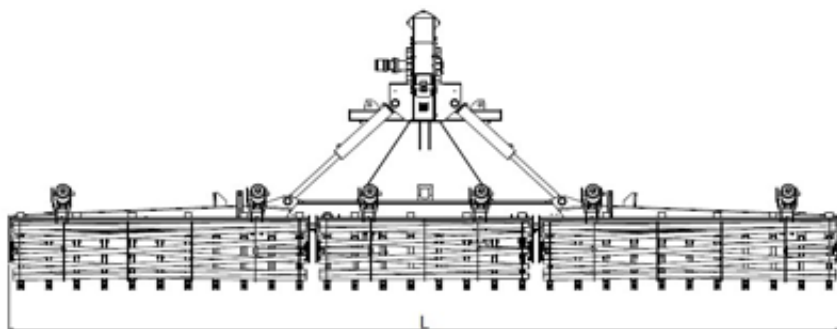
»» GOOD REASONS TO INCORPORATE

Injecting the slurry gives a much more controlled positioning of the slurry than spreading the slurry by a drip hose boom and then plowing the field afterwards. Also, the loss of ammonia/nitrogen due to evaporation is minimized, because the surface area of the slurry is reduced when it is incorporated in furrows. But also because the slurry no longer have contact with the air. Studies have shown that injecting slurry in grass crops limits the evaporation of ammonia/nitrogen by 20 to 75 percent compared to applying the slurry with a drip hose boom.

In addition, a larger quantity of the slurry is available to the plants because it is positioned directly at their roots. The lower volume of slurry when injecting – as opposed to the application of slurry with drip hose booms – ensures that the nutrients from the slurry are better preserved, because the micro-organisms in the soil have limited access to it. Other undesirable seeds and plant roots in the field are also denied full access to the slurry when it is directly injected into the furrows. Furthermore, the incorporation of the slurry results in reduced odor during the application.

>> TECHNICAL SPECIFICATIONS CM/CMX

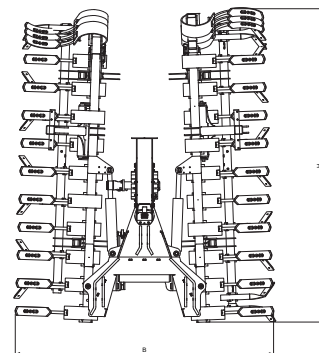
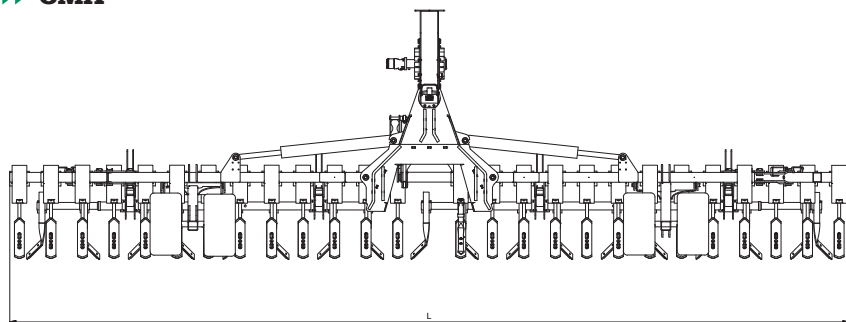
>> CM



		CM 6 Incorporator	CM 6 7,5 Incorporator
Working width [m]	L	6	7,5
Transport width [m]	B	2,96/3,14*	2,96/3,14*
Transport height on ground [m]	H	2,7	3,7
Number of cutters / diameter [mm]		24	30
Power: [HP/m]		8 - 10	8 - 10
Weight [kg]		2250	2450

*Transportbredde med kraftige tænder

>> CMX



		CMX 6,1 Incorporator	CM 6,7 Incorporator	CM 8,6 Incorporator
Working width [m]	L	6,1	6,7	8,6
Transport width [m]	B	2,95	2,95	2,95
Transport height on ground [m]	H	< 4,0	< 4,0	< 4,0
Number of teeth		19	21	27
Distance between teeth [cm]		32	32	32
Number of rows		3	3	3
Distance between rows [cm]		55	55	55
Frame Height [cm]		83	83	83
Weight [kg]		2985	3060	3400

>> **SAMSON** **GRASS INJECTORS** TE/TD



- growing together



» **TE8 GRASS INJECTOR** FROM SAMSON AGRO

The SAMSON TE8 single disc injector is designed to make the optimum use of organic fertilizer in growing crops. The TE injector is suitable for the injection of slurry in grass and cereals fields with light soils. The TE8's cutting discs makes furrows in the soil into which the slurry is injected whilst minimizing damage to the growing crops

SHIGH DOSING ACCURACY

The TE8 injector from SAMSON AGRO is fitted with the well renowned SAMSON distributor with cup cutters that ensures a high dosing accuracy from 4 t/ha to 30 t/ha. The TE8 is supplied with hydraulic cylinders on each disc set, which ensures a uniform working depth. The dripping e of slurry on the fields and roads are prevented due to the integrated drip stop.



» A REVOLVING THREE-POINT SUSPENSION

The TE8 is equipped with a revolving three-point suspension which counteracts the load on the discs and prevents damages to the crops when turning.



» CONSTANT INJECTION DEPTH

The SAMSON TE8 injector has an automatic depth control, with the electronic pulses to the hydraulics ensuring a constant injection depth regardless of soil type and terrain.



» UNIFORM WORKING DEPTH

The TE8 is supplied with hydraulic cylinders on each set of discs, which ensures a uniform working depth.

» QUICK FOLDING

Quick hydraulic extension and folding reduces driving time. The TE8 has a transport width of 2.74 meters.




Good reasons to inject

The injector allows a more controlled positioning of the slurry than drip hose laid slurry which is ploughed afterwards. Injecting organic fertilizer in growing crops reduces the loss of nitrogen through evaporation, because the delivery method creates a smaller surface area of the slurry that makes contact with the air. In addition, the efficiency is increased as the slurry is delivered directly to the plant roots, ensuring the nutrients are optimally used.

Studies have shown that injecting slurry in vegetated areas limits the evaporation of ammonia in the applied slurry by 20 to 75 percent when compared to the use of drip hoses.

Injection of slurry also leads to less contamination by parasites and other harmful microorganisms that can be contained in the slurry. These contaminants can have a negative effect on the health and productivity of the animals which subsequently feed on the crops.

Also, when slurry is injected the resulting odor is less than with other methods



Why you should buy a

» **SAMSON AGRO TE8**

Grass injector

» **Long working life**

- The frame is of a strong construction
- Adjustable suspension reduces wear on the cutting discs
- There is less wear on the cutting discs and bearings for injectors with a single disc
- The distributor is equipped with a stone trap, stones and other foreign objects can be quickly disposed avoiding possible damage to the distributor
- Individual cutting disc pressure accumulator reduces the load on the main frame.
- Central lubrication ensures better maintenance

» **High efficiency**

- The design of the distributor leads to a secure and flexible dosing from 4 to 30 t/ha. Or even higher - depending on the driving speed
- SAMSON AGRO centrifugal pump ensures a high slurry pressure in the distributor, which ensures stable and precise dosing
- The self-sharpening blades in the distributor improves the ability to chop straw and other organic materials in the slurry, ensuring a more homogeneous and "easier to run out mixture" in high dosages

» **Optimal spreading of slurry** — optimum yield

- Flexible depth adjustment means less damage to the growing crops
- The distance between the cutting discs ensures optimal use of slurry
- The dosing is a very accurate with the yields being consistent all over the field
- Hydraulic weight transfer allows you to work even if the

ground is hard, dry or tough. It prolongs the injection season

- Individual pressure on each cutting disc ensures that the slurry is injected. This reduces the risk of the slurry being placed on top of the plants. Reducing the risk of infection and increasing the utilization of the nutrient content in the slurry
- Movable suspension reduces possible damage to plants

» **Low energy consumption (diesel)**

- Single cutting discs requires less traction
- Due to the design of the distributor with the flow centrally located, less energy is required as the cup cutter does not have to rotate as fast in order to achieve a high performance.
- The hydraulic depth adjustment ensures optimal utilization of energy compared to a system using a constant pressure

» **Low maintenance costs**

- The injector is produced from high quality materials
- Minimal maintenance is required during operation
- Parts are readily available and easy to obtain
- Individual cutting disc pressure accumulator reduces the load on the frame and thus reduces the need for maintenance
- Movable suspension reduces wear on the cutting discs
- Distributor with cup cutter disc and central lubrication reduces the need for maintenance



» TD GRASS INJECTOR FROM SAMSON AGRO

SAMSON AGROs double disc TD grass injector is designed to make optimal use of slurry, fertilizing grass or other crops in heavier or dry soils. The injector applies the slurry underground near the plant roots, ensuring they get good access to the nutrients in the slurry. The injector is available in two widths, 8 or 12 meters. The two models are named TD8 and TD12.

Following the soil surface with the same working depth

The TD grass injector is built in sections, which together with the depth control unit ensures a uniform depth positioning with the slurry deposited in furrows close to the plants roots. The sections are 1 meter wide. There are 8 or 12 individual cutting disc sections, each of which is mounted on

the main frame with a pivoting/rotatable point so the injector is more flexible when cornering. Each section has 6 specially manufactured double cutting discs which require minimal maintenance. The cutting discs are fully hardened and manufactured by SAMSON AGRO. The injectors have a relatively low weight of 2,650 (TD8) to 3,400 (TD12) kg due to the selected high-quality and high strength materials. The cutting discs special construction also leads to reduced power requirements and lower fuel consumption. The slurry passes through 50 mm tubes, each of which supplies two cutting discs. The small distance between cutting discs of 16.6 cm provides the optimal distribution and minimal concentration of slurry, so for example the relationship between grass and clover is optimized.

» 1. DRIP STOP

SAMSON AGROs specially designed drip stop, effectively prevents soiling with slurry on the roads. There is easy access for clearing any blockage.

» 2. FLEXIBLE WHEN CORNERING


The TD grass injector is constructed in sections, each of which is mounted onto the main frame with a pivoting/rotatable point, so the injector is more flexible when cornering.

» 3. TRANSPORT WIDTH

Both the TD8 and TD12 have a transport width of 2.9 meters.

» 4. VERTICAL DISTRIBUTOR

The injector is fitted with SAMSON AGROs renowned vertical distributor with cup cutter for the chopping of various materials, ensuring high dosing accuracy. Here is the distributor of the TD8.



Why you should buy a

» **SAMSON AGRO TD8**

Grass injector

» **Long life**

- The double cutting discs are designed to sharpen themselves, providing a longer working life
- The powerful special hubs with double bearings are very durable
- Shims between the hub and discs can be removed gradually, depending on the wear of the cutting discs. This extends the life of the discs
- Small weight compared to other similar injectors
- Optimal lubrication is provided through the central lubrication system. This leads to reduced maintenance and longer life
-

» **High efficiency**

- The double cutting discs allows a flexible depth adjustment and creates a "suction effect" when making the furrow for the placement of slurry at the plant roots. Injecting reduces the evaporation of the nutrients in the slurry and increases its utilization
- The double cutting discs can also work in heavy or dry soil types
- With the addition of the hydraulic gate valve, the stone trap can be emptied without the driver having to leave the tractor, saving the drivers time
- With the fitting of the automatic closing mechanism for the hydraulic gate valve, the gate valve is automatically closed after opening. This eliminates the risk of slurry being accidentally delivered

» **Optimal spreading of slurry** – optimal yield

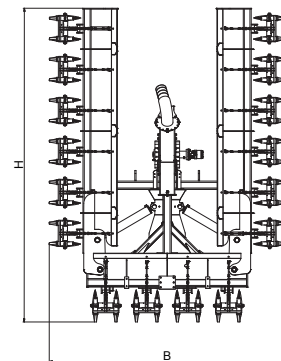
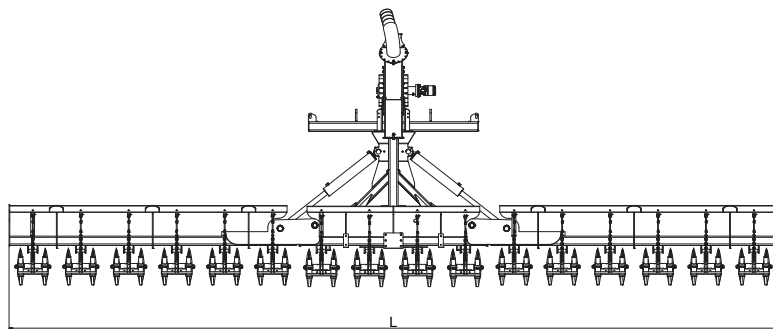
- The individual cutting disc sections which were developed in collaboration with the University of Aarhus, Research Centre Foulum, ensures flexibility when cornering. Each section follows the grounds contours, even at higher speeds. There ensures an uniform injection, even when cornering and on uneven terrain
- Due to pressure through a closed hydraulic system acting on the cutting discs, the precise placement of the slurry in the soil is possible. This provides the most effective use of the slurry and less risk of slurry having direct contact with the plants
- When selecting hydraulic depth control (with the SAMSON AGRO control computer SlurryMaster 6000) there is a precise placement of the slurry in the furrows, even with varying soil conditions. This increases the utilization of the slurry
- With a hydraulic weight transfer of max. 5000 kg, the injection equipment has sufficient weight to penetrate into the soil, even if the soil is hard, dry and difficult. This makes the injection season longer, with a better utilization of the injector
- The anti-drip system prevents overdosing on field edges and the soiling of the road

» **Low maintenance costs**

- The double cutting discs are self-sharpening
- The powerful special hubs withstand harsh environments, so there is minimal maintenance required
- Shims extends the life of cutting discs, they can be used for many hectares before replacement is required

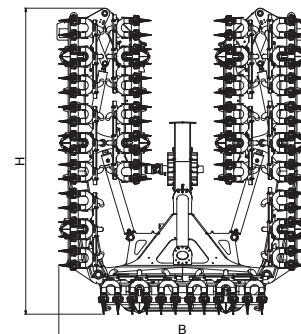
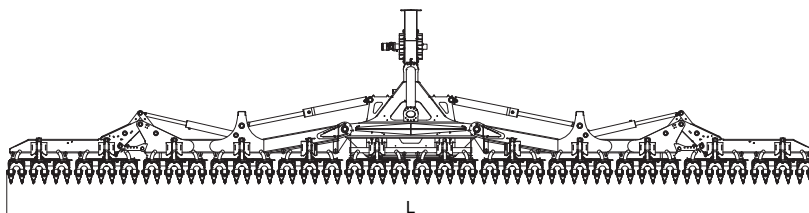
» TECHNICAL SPECIFICATIONS TE/TD

» TE



		TE 8 Single disc injector
Working width [m]	L	8
Transport width [m]	B	2,74
Transport height on ground [m]	H	3,74
Number of cutters / diameter [mm]		32/Ø385
Power: [HP / m]		6 - 8
Weight [kg]		1850

» TD



		TD 8	TD 12
Working width [m]	L	8	12
Transport width [m]	B	2,9	2,9
Transport height, lifted in lift [m]	H	4	4
Number of sections		8	12
Number of double discs pro section		6	6
Disc diameter [mm]		Ø340	Ø340
Space between discs [mm]		166	166
Hose diameter [mm]		50	50
Power [HP / m]		6-8	6 - 8
Weight [kg]		2650	3400